

DAILY ROUTINES

Student Tuba Player Edition *Contents*

Preface	i
Student Introduction	ii
Teacher Introduction	iii
Tips for Playing <i>Daily Routines</i>	v
I. Beginning Routine	1
II. Air	6
III. Lip Bends	13
IV. Intermediate Routine	19
V. Ear Training	24
VI. Low Range	30
VII. Duet / Intonation	36
VIII. Advanced Routine	42

DAILY ROUTINES

Student Tuba Player Edition

Preface

From my almost thirty years of college teaching I have found that it is essential for students to develop a daily routine in order to achieve consistency in their playing in addition to the mastery of the basics of brass playing.

David Vining's *Daily Routines for Tuba* is an innovative and very effective way for students of all levels to develop and maintain these skills at a high level. I love that the book has routines that cover every facet of tuba playing, yet each routine also covers all the basics regardless of their specific focus. This is a facet of this fine book that makes it wonderfully unique and effective. The student simply needs to just play each routine completely in a given day and improvement is guaranteed. There is so much diversity in this book that the routines never get boring. This book WORKS.

I have long looked for a Routine Method that has both diversity and consistency. I have finally found THAT book in *Daily Routines for Tuba*!

Scott Watson
Professor of Tuba-Euphonium
University of Kansas

DAILY ROUTINES

Student Tuba Player Edition *Student Introduction*

Daily Routines for the Student Tuba Player is designed to help you develop and maintain your fundamental tuba skills. To use ***Daily Routines***, simply play one routine a day. Since there are a total of eight routines, you can choose a different routine each day so you have variety in your “daily routine diet”!

In order for this book to be effective, you must have the discipline to play a daily routine every day over a long period of time; at least six months to a year. Of course it is acceptable to miss a day or two here and there, but the important thing is to develop your skills slowly but surely over time.



Each routine is efficient, lasting only 15-20 minutes. This daily time commitment is relatively small but may be the most important part of your practice day because spending time on your fundamentals will help you play everything better. In other words, if you master the skills in this book, your playing will improve overall, not just on one or two particular pieces of music.


It is recommended that you play a daily routine from this book as your first practice session. It is not necessary to “warm up” before you play one of these routines because, in each routine, the very first drill is long tones and mouthpiece buzzing. Once you spend 15-20 minutes to play one of these routines, take a break and come back later to practice your other assignments. Breaking up your practicing into small chunks like this is an effective way to improve.



Once you feel confident with ***Daily Routines for the Student Tuba Player***, it is time to graduate to the more advanced edition in this series of books: ***Daily Routines for Tuba***.


In addition, try these other books published by Mountain Peak Music,
available in editions for tuba:


THE BREATHINGBOOK
FLOW STUDIES ➔


Remove Mouthpiece and Buzz  Replace Mouthpiece and Play 





Remove Mouthpiece and Buzz  Replace Mouthpiece and Play 




Remove Mouthpiece and Buzz 

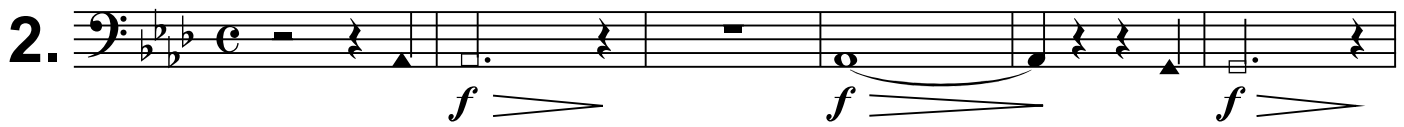

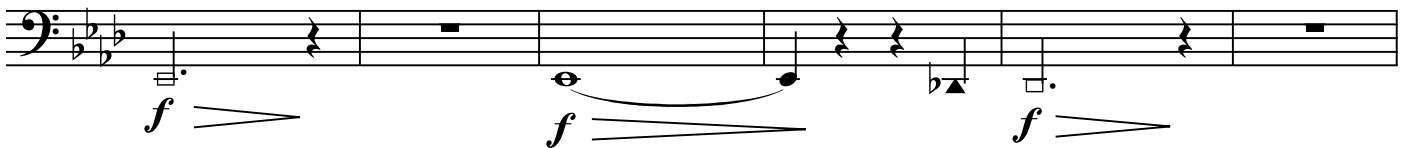




 = Inhale
Time the inhale so it happens during this beat. Don't breathe in through the instrument.


 = Blow
Blow air through the instrument vigorously without creating a tone. Finger the valves as though playing the indicated pitch.

 = 92 ±


2. **Blow** **Play**

♩ = 84 +


3A. 

Continue pattern through all valve combinations




Continue pattern through all valve combinations

♩ = 84 +

3B. 

Continue pattern through all valve combinations



Continue pattern through all valve combinations

♩ = 80

4. 